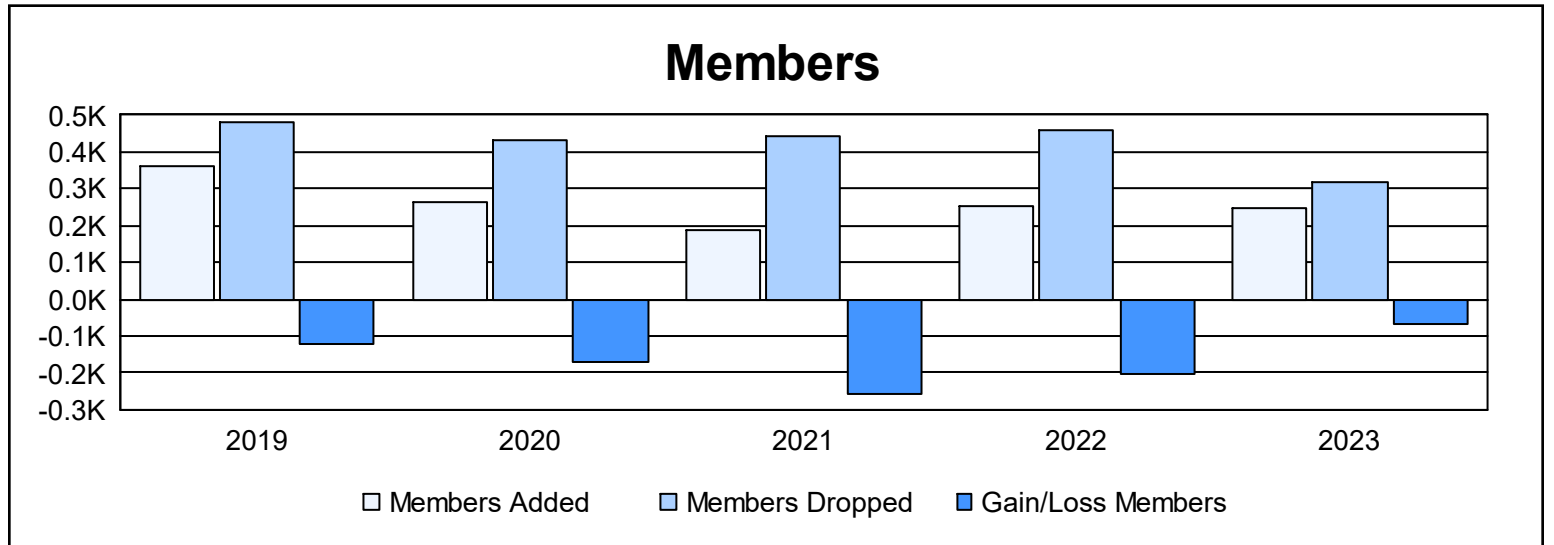
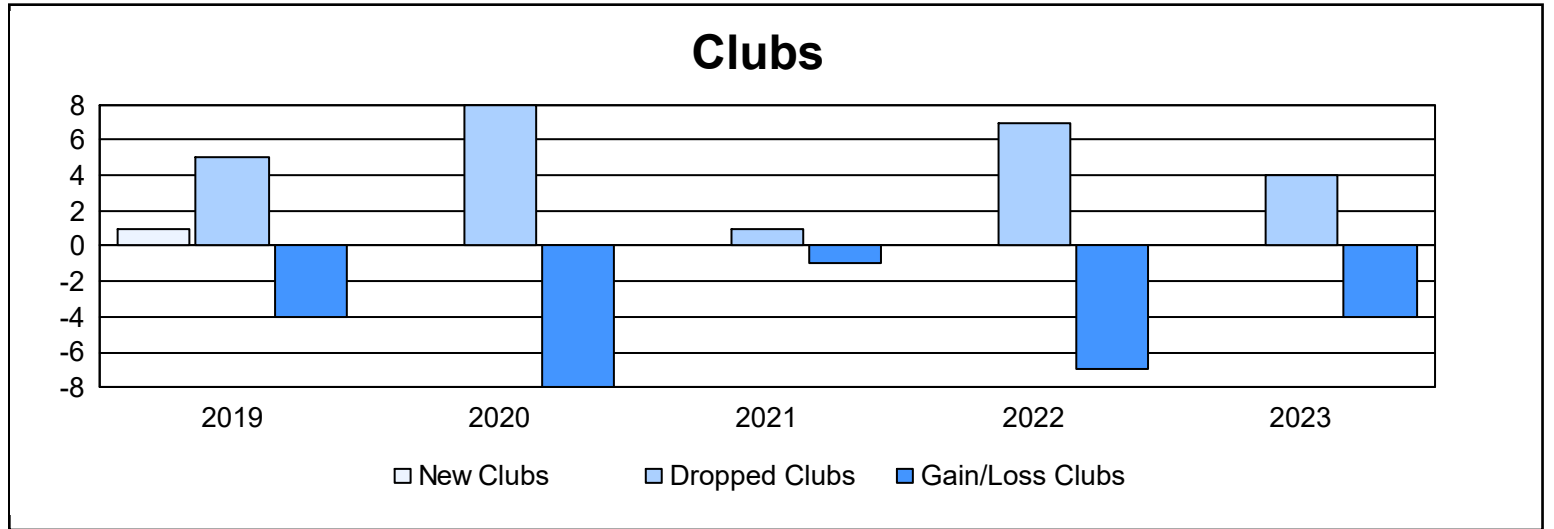


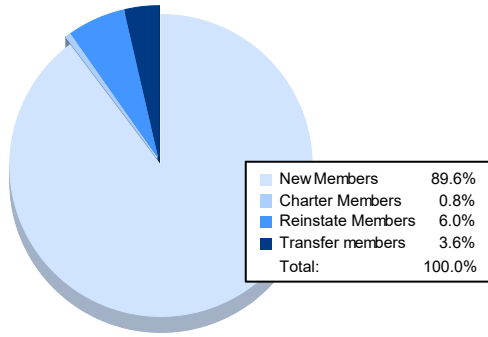
Multiple District 7

As of June 2023 Cumulative

Year	New Clubs	Dropped Clubs	Gain/ Loss Clubs	New Members	Charter Members	Reinstate Members	Transfer Members	Total Member Added	Total Members Dropped	Gain/ Loss Members
2018-2019	1	5	-4	304	28	20	10	362	483	-121
2019-2020	0	8	-8	208	34	9	11	262	434	-172
2020-2021	0	1	-1	129	5	42	12	188	443	-255
2021-2022	0	7	-7	226	2	14	13	255	458	-203
2022-2023	0	4	-4	224	2	15	9	250	316	-66
Average	0	5	-5	218	14	20	11	263	427	-163



Membership Composition June 2023 Cumulative



Gender Composition June 2023 Cumulative

